

The safest and most versatile membrane tip probes available on the market

Liquid carryover from the pipeline into the sample system should be prevented when sampling natural gas as it can directly impact the analysis and damage the analyzer. Industry standards state that the equipment used to remove the liquid from the sample must be operated at flowing temperature and pressure conditions. Genie[®] Probes™ provide a means to insert Genie[®] Membrane Technology™ directly into a pipeline for the purpose of separating unwanted liquid and particulate from the gas sample at flowing conditions.

The Model 750 is an adjustable length, membrane tip probe designed to sample transmission quality natural gas. It can be inserted and extracted from a pressurized line through a full opening valve without the use of a special insertion device. This probe is offered with both threaded and flanged process connections, many different exotic materials of construction (Duplex SS 205, Hastelloy[®] C276, Inconel[®] 625, & Monel[®] 400), and optional coatings from Silcotek[®]. The Model 750 can be mounted vertically or horizontally, and its installation process is simple and straight forward. A low internal volume option is available for trace measurement applications or for vaporizing a liquid sample at the tap.

A+ Corporation also offers a complete line of upstream and midstream gas and liquid sampling products. Contact the factory for more information.



Low Volume Flanged Option

Technical Specifications

| | |
|--|---|
| Maximum pressure rating | NPT: 3,750 psig (258.6 barg) Unibody flanged: Dependent upon flange ANSI classification. |
| Temperature ranges | Type 6 membranes: -35°F (-37°C) to 185°F (85°C) *Type 7 membrane: Up to 300°F (149°C) * Actual limit depends on sealing material chosen. Refer to Temperature Range Comparison Chart. |
| Maximum Recommended Flow Rate Results in approx. 2 PSI pressure differential. For higher flow rates, contact the factory. | Type 6 Best Rejection: 1.6 LPM (3.4 CFH) (actual conditions) Type 7 Highest Temps: 3.4 LPM (7.1 CFH) (actual conditions) |
| Port sizes | 1/4" female NPT outlet with integrated outlet shut-off valve. |
| Probe lengths For other lengths contact the factory. | L: 8", 12", 18", 24", 36", 48" Refer to dimensions on back. |
| Process connection requirements | 3/4", 1", or 1.5" NPT full opening threaded. 1" NPT or larger process connection required for seal welding. |
| Wetted materials For exotic materials of construction or SilcoTek coatings, contact the factory. | *Machined parts: 316/316L stainless steel /NACE compliant and Kevlar [®] threaded bushing. All other metal parts: stainless steel / NACE compliant. Sealing material: User defined Membrane: Inert. *Other materials available on request. |

Product Brief

Applications

- Continuous and composite gas sampling of transmission quality natural gas
- Sampling of various types of gases in the refinery & petrochemical industries
- Gas sampling of mixtures containing less than 30% hydrogen

Benefits

- Genie Membrane Technology
- Easy, quick, and safe insertion and extraction from pressurized systems without a special insertion device
- Horizontal or vertical mounting
- Velocity tested by CEESI flow lab up to 200 ft/sec
- API, GPA & ISO standard compliance

Features

- Unique, one piece body with Genie Membrane Technology
- Analytically Correct™ design
- Adjustable length with threaded or flanged process connection
- Proprietary antifriction coating with internal thread die
- Optional speed wrench for faster installation
- Hex adapter with 1/4" female NPT outlet and integrated outlet shut-off valve



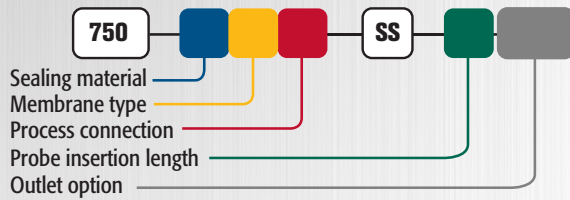
Corporation

Model Numbering & Additional Part Numbers

Your model number is determined by your specific needs. Choose options below.

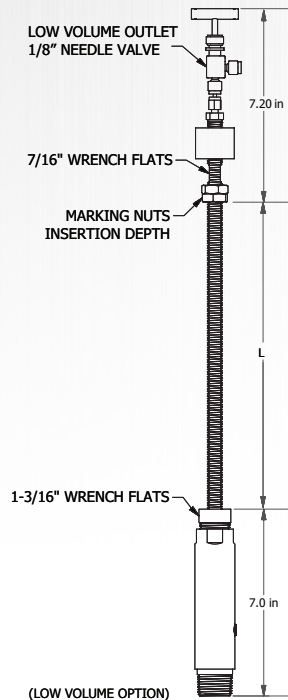
| | | | |
|-------------------------------------|---|------------------------|--|
| Sealing material | 0 = PTFE/Neoprene rubber | J = RGD resistant HNBR | (other materials available upon request) |
| Membrane type | 6 = Better Rejection; Rejects ALL types of liquids from vapor 7 = Highest Temps; Rejects ONLY high surface tension liquids | | |
| Process connection | 3 = 3/4" NPT | 4 = 1" NPT | 6 = 1.5" NPT (contact factory for flanged options) |
| Probe insertion length | 8, 12, 18, 24, 36, 48 inches (24" maximum for exotic materials) | | |
| Outlet option | A = Hex adapter with 1/4" LV1 = Low internal volume with 1/8" tubing & socket adapter | | |
| Sealing material replacement | Part # 75X-5_0 (sold separately) | | |
| Membrane replacement | Part # 75X-CMA-50_ (contains 1 complete assembly - sold separately) | | |
| Speed wrench | Part # ACC-SW (sold separately) | | |
| Optional gauge | Part # ACC-Q14KC (0-4,000 psig, sold separately) | | |

How to build the model number:

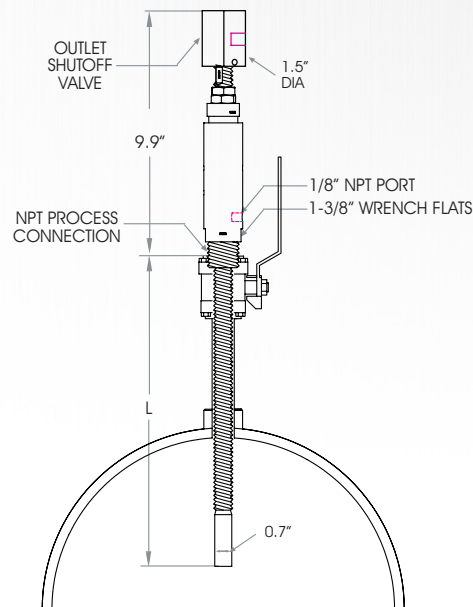


Dimensions

Uninstalled



Installed



Analytically Correct™ sample systems, sample conditioning components, and revolutionary gas and liquid sampling technology.

Contact us for expert product application assistance.

1.225.644.5255

sales@geniefilters.com

geniefilters.com

41041 Black Bayou Road, Gonzales, Louisiana 70737



DASTEC S.R.L.

Representantes / Distribuidores Exclusivos

Argentina

Tel: (+54 11) 5352 2500

Email: info@dastecsrl.com.ar

Web: www.dastecsrl.com.ar